

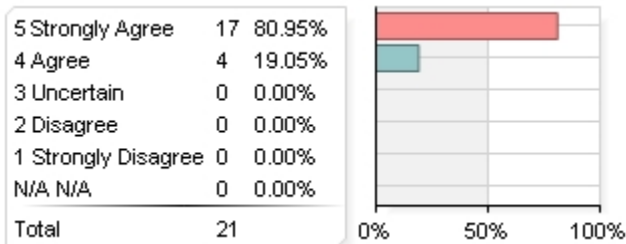
Fall 2016 - Course Evaluation Report for ISYS215702_2017F_INTRO TO PROGRAMMING/MGMT - James Gips

Response Table

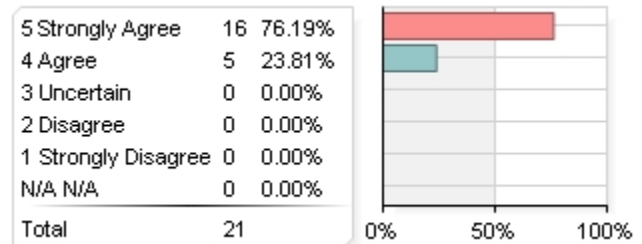
Fall 2016	
Raters	Students
Responded	21
Invited	21
Response Ratio	100%

Course Related Questions for ISYS215702_2017F_INTRO TO PROGRAMMING/MGMT - Distribution of Responses

1. The course was well organized.



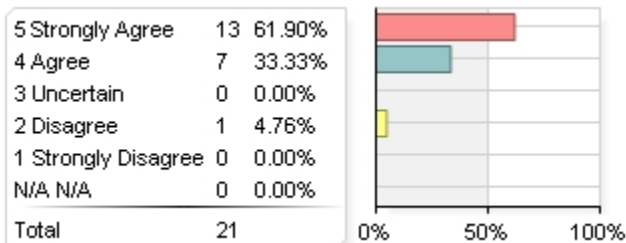
2. The course generally followed the syllabus.



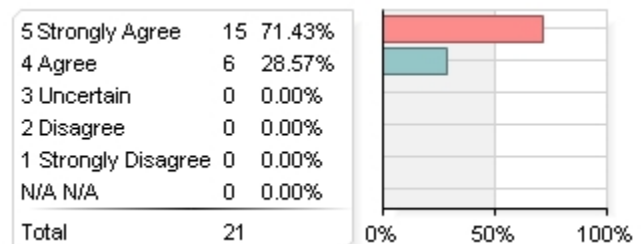
Statistics	Value
Mean	4.81
Median	5.00
Mode	5
Standard Deviation	0.40

Statistics	Value
Mean	4.76
Median	5.00
Mode	5
Standard Deviation	0.44

3. Class attendance was necessary for learning course material.



4. The course was intellectually challenging.

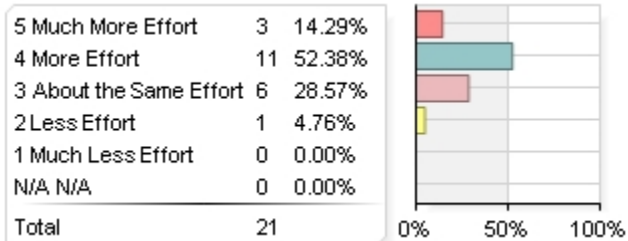


Statistics	Value
Mean	4.52
Median	5.00
Mode	5
Standard Deviation	0.75

Statistics	Value
Mean	4.71
Median	5.00
Mode	5
Standard Deviation	0.46


Course Related Questions for ISYS215702_2017F_INTRO TO PROGRAMMING/MGMT- Distribution of Responses (continued)

Compared to similar courses (ie core, major, etc), this course required:



Statistics	Value
Mean	3.76
Median	4.00
Mode	4
Standard Deviation	0.77

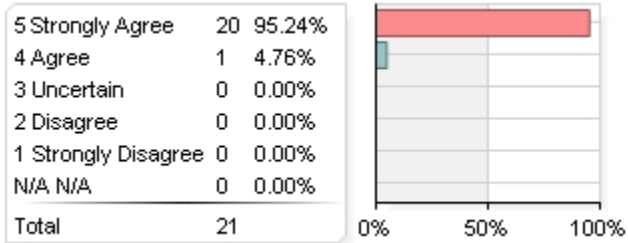
How would you rate this course overall?



Statistics	Value
Mean	4.52
Median	5.00
Mode	5
Standard Deviation	0.98

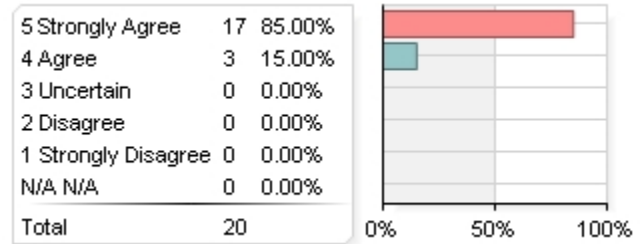
Instructor Questions for (James Gips)- Distribution of Responses

1. The instructor was prepared.



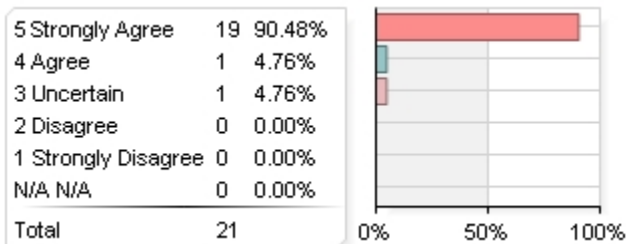
Statistics	Value
Mean	4.95
Median	5.00
Mode	5
Standard Deviation	0.22

2. The instructor was available for help outside of class.



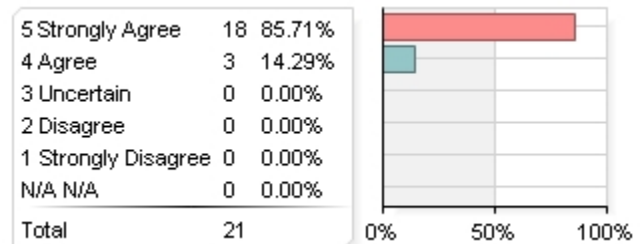
Statistics	Value
Mean	4.85
Median	5.00
Mode	5
Standard Deviation	0.37

3. The instructor returned assignments/tests conscientiously.



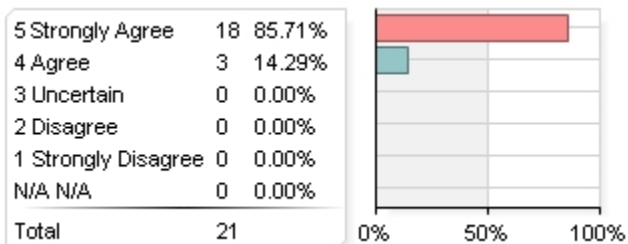
Statistics	Value
Mean	4.86
Median	5.00
Mode	5
Standard Deviation	0.48

4. The instructor showed enthusiasm about the subject matter.



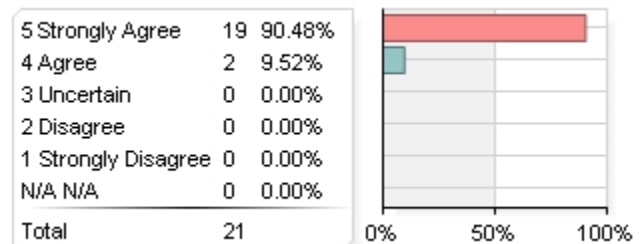
Statistics	Value
Mean	4.86
Median	5.00
Mode	5
Standard Deviation	0.36

5. The instructor stimulated interest in the subject matter.



Statistics	Value
Mean	4.86
Median	5.00
Mode	5
Standard Deviation	0.36

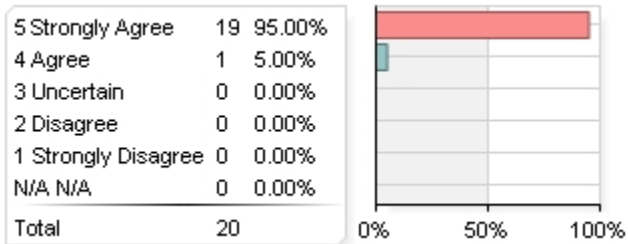
6. The instructor's explanations were clear.



Statistics	Value
Mean	4.90
Median	5.00
Mode	5
Standard Deviation	0.30


Instructor Questions for (James Gips)- Distribution of Responses (continued)

7. The instructor treated students with respect.



Statistics	Value
Mean	4.95
Median	5.00
Mode	5
Standard Deviation	0.22

How would you rate this instructor overall as a teacher?

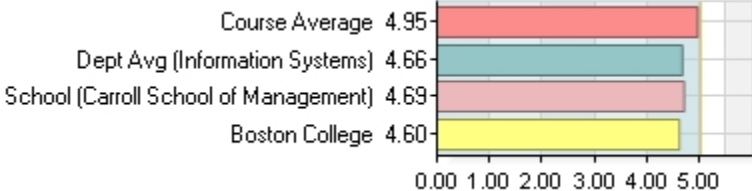

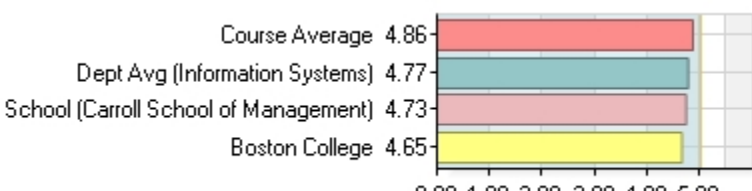



Statistics	Value
Mean	4.76
Median	5.00
Mode	5
Standard Deviation	0.54

Course Questions for ISYS215702_2017F_INTRO TO PROGRAMMING/MGMT - Benchmarks

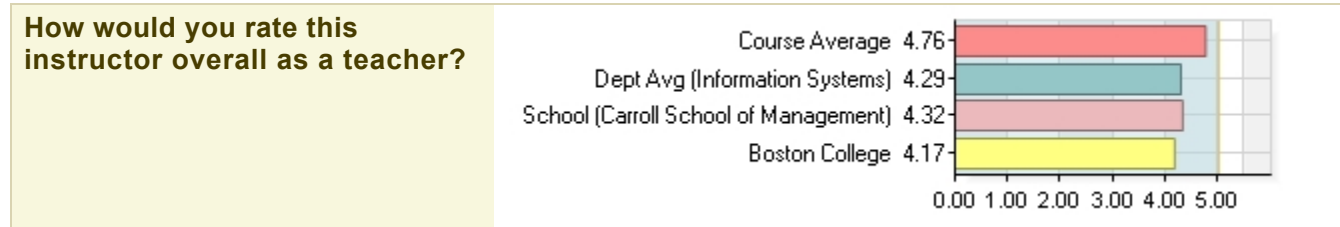
<p>1. The course was well organized.</p>	<table border="1"> <thead> <tr> <th>Category</th> <th>Average</th> </tr> </thead> <tbody> <tr> <td>Course Average</td> <td>4.81</td> </tr> <tr> <td>Dept Avg (Information Systems)</td> <td>4.39</td> </tr> <tr> <td>School (Carroll School of Management)</td> <td>4.52</td> </tr> <tr> <td>Boston College</td> <td>4.39</td> </tr> </tbody> </table>	Category	Average	Course Average	4.81	Dept Avg (Information Systems)	4.39	School (Carroll School of Management)	4.52	Boston College	4.39
Category	Average										
Course Average	4.81										
Dept Avg (Information Systems)	4.39										
School (Carroll School of Management)	4.52										
Boston College	4.39										
<p>2. The course generally followed the syllabus.</p>	<table border="1"> <thead> <tr> <th>Category</th> <th>Average</th> </tr> </thead> <tbody> <tr> <td>Course Average</td> <td>4.76</td> </tr> <tr> <td>Dept Avg (Information Systems)</td> <td>4.52</td> </tr> <tr> <td>School (Carroll School of Management)</td> <td>4.61</td> </tr> <tr> <td>Boston College</td> <td>4.50</td> </tr> </tbody> </table>	Category	Average	Course Average	4.76	Dept Avg (Information Systems)	4.52	School (Carroll School of Management)	4.61	Boston College	4.50
Category	Average										
Course Average	4.76										
Dept Avg (Information Systems)	4.52										
School (Carroll School of Management)	4.61										
Boston College	4.50										
<p>3. Class attendance was necessary for learning course material.</p>	<table border="1"> <thead> <tr> <th>Category</th> <th>Average</th> </tr> </thead> <tbody> <tr> <td>Course Average</td> <td>4.52</td> </tr> <tr> <td>Dept Avg (Information Systems)</td> <td>4.10</td> </tr> <tr> <td>School (Carroll School of Management)</td> <td>4.35</td> </tr> <tr> <td>Boston College</td> <td>4.25</td> </tr> </tbody> </table>	Category	Average	Course Average	4.52	Dept Avg (Information Systems)	4.10	School (Carroll School of Management)	4.35	Boston College	4.25
Category	Average										
Course Average	4.52										
Dept Avg (Information Systems)	4.10										
School (Carroll School of Management)	4.35										
Boston College	4.25										
<p>4. The course was intellectually challenging.</p>	<table border="1"> <thead> <tr> <th>Category</th> <th>Average</th> </tr> </thead> <tbody> <tr> <td>Course Average</td> <td>4.71</td> </tr> <tr> <td>Dept Avg (Information Systems)</td> <td>4.28</td> </tr> <tr> <td>School (Carroll School of Management)</td> <td>4.40</td> </tr> <tr> <td>Boston College</td> <td>4.36</td> </tr> </tbody> </table>	Category	Average	Course Average	4.71	Dept Avg (Information Systems)	4.28	School (Carroll School of Management)	4.40	Boston College	4.36
Category	Average										
Course Average	4.71										
Dept Avg (Information Systems)	4.28										
School (Carroll School of Management)	4.40										
Boston College	4.36										
<p>Compare to similar courses (ie core, major, etc.), this course required:</p>											
<p>Compared to similar courses (ie core, major, etc), this course required:</p>	<table border="1"> <thead> <tr> <th>Category</th> <th>Average</th> </tr> </thead> <tbody> <tr> <td>Course Average</td> <td>3.76</td> </tr> <tr> <td>Dept Avg (Information Systems)</td> <td>3.43</td> </tr> <tr> <td>School (Carroll School of Management)</td> <td>3.45</td> </tr> <tr> <td>Boston College</td> <td>3.47</td> </tr> </tbody> </table>	Category	Average	Course Average	3.76	Dept Avg (Information Systems)	3.43	School (Carroll School of Management)	3.45	Boston College	3.47
Category	Average										
Course Average	3.76										
Dept Avg (Information Systems)	3.43										
School (Carroll School of Management)	3.45										
Boston College	3.47										
<p>How would you rate this course overall?</p>											
<p>How would you rate this course overall?</p>	<table border="1"> <thead> <tr> <th>Category</th> <th>Average</th> </tr> </thead> <tbody> <tr> <td>Course Average</td> <td>4.52</td> </tr> <tr> <td>Dept Avg (Information Systems)</td> <td>3.97</td> </tr> <tr> <td>School (Carroll School of Management)</td> <td>4.03</td> </tr> <tr> <td>Boston College</td> <td>3.85</td> </tr> </tbody> </table>	Category	Average	Course Average	4.52	Dept Avg (Information Systems)	3.97	School (Carroll School of Management)	4.03	Boston College	3.85
Category	Average										
Course Average	4.52										
Dept Avg (Information Systems)	3.97										
School (Carroll School of Management)	4.03										
Boston College	3.85										

Instructor Questions for (James Gips) - Benchmarks

<p>1. The instructor was prepared.</p>	 <table border="1"> <thead> <tr> <th>Category</th> <th>Average</th> </tr> </thead> <tbody> <tr> <td>Course Average</td> <td>4.95</td> </tr> <tr> <td>Dept Avg (Information Systems)</td> <td>4.66</td> </tr> <tr> <td>School (Carroll School of Management)</td> <td>4.69</td> </tr> <tr> <td>Boston College</td> <td>4.60</td> </tr> </tbody> </table>	Category	Average	Course Average	4.95	Dept Avg (Information Systems)	4.66	School (Carroll School of Management)	4.69	Boston College	4.60
Category	Average										
Course Average	4.95										
Dept Avg (Information Systems)	4.66										
School (Carroll School of Management)	4.69										
Boston College	4.60										
<p>2. The instructor was available for help outside of class.</p>	 <table border="1"> <thead> <tr> <th>Category</th> <th>Average</th> </tr> </thead> <tbody> <tr> <td>Course Average</td> <td>4.85</td> </tr> <tr> <td>Dept Avg (Information Systems)</td> <td>4.55</td> </tr> <tr> <td>School (Carroll School of Management)</td> <td>4.54</td> </tr> <tr> <td>Boston College</td> <td>4.42</td> </tr> </tbody> </table>	Category	Average	Course Average	4.85	Dept Avg (Information Systems)	4.55	School (Carroll School of Management)	4.54	Boston College	4.42
Category	Average										
Course Average	4.85										
Dept Avg (Information Systems)	4.55										
School (Carroll School of Management)	4.54										
Boston College	4.42										
<p>3. The instructor returned assignments/tests conscientiously.</p>	 <table border="1"> <thead> <tr> <th>Category</th> <th>Average</th> </tr> </thead> <tbody> <tr> <td>Course Average</td> <td>4.86</td> </tr> <tr> <td>Dept Avg (Information Systems)</td> <td>4.44</td> </tr> <tr> <td>School (Carroll School of Management)</td> <td>4.56</td> </tr> <tr> <td>Boston College</td> <td>4.43</td> </tr> </tbody> </table>	Category	Average	Course Average	4.86	Dept Avg (Information Systems)	4.44	School (Carroll School of Management)	4.56	Boston College	4.43
Category	Average										
Course Average	4.86										
Dept Avg (Information Systems)	4.44										
School (Carroll School of Management)	4.56										
Boston College	4.43										
<p>4. The instructor showed enthusiasm about the subject matter.</p>	 <table border="1"> <thead> <tr> <th>Category</th> <th>Average</th> </tr> </thead> <tbody> <tr> <td>Course Average</td> <td>4.86</td> </tr> <tr> <td>Dept Avg (Information Systems)</td> <td>4.77</td> </tr> <tr> <td>School (Carroll School of Management)</td> <td>4.73</td> </tr> <tr> <td>Boston College</td> <td>4.65</td> </tr> </tbody> </table>	Category	Average	Course Average	4.86	Dept Avg (Information Systems)	4.77	School (Carroll School of Management)	4.73	Boston College	4.65
Category	Average										
Course Average	4.86										
Dept Avg (Information Systems)	4.77										
School (Carroll School of Management)	4.73										
Boston College	4.65										
<p>5. The instructor stimulated interest in the subject matter.</p>	 <table border="1"> <thead> <tr> <th>Category</th> <th>Average</th> </tr> </thead> <tbody> <tr> <td>Course Average</td> <td>4.86</td> </tr> <tr> <td>Dept Avg (Information Systems)</td> <td>4.46</td> </tr> <tr> <td>School (Carroll School of Management)</td> <td>4.48</td> </tr> <tr> <td>Boston College</td> <td>4.36</td> </tr> </tbody> </table>	Category	Average	Course Average	4.86	Dept Avg (Information Systems)	4.46	School (Carroll School of Management)	4.48	Boston College	4.36
Category	Average										
Course Average	4.86										
Dept Avg (Information Systems)	4.46										
School (Carroll School of Management)	4.48										
Boston College	4.36										
<p>6. The instructor's explanations were clear.</p>	 <table border="1"> <thead> <tr> <th>Category</th> <th>Average</th> </tr> </thead> <tbody> <tr> <td>Course Average</td> <td>4.90</td> </tr> <tr> <td>Dept Avg (Information Systems)</td> <td>4.35</td> </tr> <tr> <td>School (Carroll School of Management)</td> <td>4.42</td> </tr> <tr> <td>Boston College</td> <td>4.29</td> </tr> </tbody> </table>	Category	Average	Course Average	4.90	Dept Avg (Information Systems)	4.35	School (Carroll School of Management)	4.42	Boston College	4.29
Category	Average										
Course Average	4.90										
Dept Avg (Information Systems)	4.35										
School (Carroll School of Management)	4.42										
Boston College	4.29										
<p>7. The instructor treated students with respect.</p>	 <table border="1"> <thead> <tr> <th>Category</th> <th>Average</th> </tr> </thead> <tbody> <tr> <td>Course Average</td> <td>4.95</td> </tr> <tr> <td>Dept Avg (Information Systems)</td> <td>4.71</td> </tr> <tr> <td>School (Carroll School of Management)</td> <td>4.71</td> </tr> <tr> <td>Boston College</td> <td>4.65</td> </tr> </tbody> </table>	Category	Average	Course Average	4.95	Dept Avg (Information Systems)	4.71	School (Carroll School of Management)	4.71	Boston College	4.65
Category	Average										
Course Average	4.95										
Dept Avg (Information Systems)	4.71										
School (Carroll School of Management)	4.71										
Boston College	4.65										

Instructor Questions for (James Gips) - Benchmarks (continued)

How would you rate this instructor overall as a teacher?



Comments for ISYS215702_2017F_INTRO TO PROGRAMMING/MGMT - James Gips

What are the strengths of this course?

Comments
Professor Gips is very well organized, transparent, and engaging.
Well organized, a lot of fun
- Professor Gips was incredibly knowledgeable and great at fully explaining the material. Also really liked his personal insights on the course and how he has used programming with his unique projects
Very interesting and useful to learn programming in an example based, hands on way.
Prof Gips is very straightforward and super available for help outside of class time. The material is very challenging and the homework takes a very long time, but the assignments were meaningful/ were vital to learning programming.
He is very friendly and nice. Willing to help
Extremely interesting material, great professor
Very challenging but rewarding
In depth look at Visual Basic
Gips is a great professor.
Challenging and interesting problems that require knowledge of the course material and logical reasoning.
very interesting, made me smarter
Serves as a great introduction to the programming world and you come away with some useful skills as well. This class is fair and well designed with handouts that make note taking and understanding the material much easier.
Professor Gips is hilarious and a great guy.
Challenging, lots of opportunities to get help, open discussion classroom, interesting
Professor Gips made a tough subject very enjoyable with his humor and passion for programming

How could the instructor improve the course?

Comments
More assignments; some were very quick, it would be fun to have more and more challenging ones as well. Potentially extra credit, difficult assignments?
Perhaps increase the difficulty of the homeworks/problems in order to better prepare us for the level of difficulty on the exams
Before tests give us a handout on what the main concepts to understand are. Some times it was unclear how to study.
n/a
Have extra credit assignment
N/A
more interactive class
boring...but that is the nature of the material i suppose
Not have ta's for the class. It makes you learn the material better to figure it out on your own.
-
More programs that were a little easier to build up

Would you recommend this course to other students, majors, etc.? Why or why not?

Comments
Yes. This class was a great introduction to programming and what Information Systems is about.
Absolutely. Fun course, learned a ton, great professor.
Yes, super interesting class to learn coding fundamentals. The material covered was like nothing I ever have encountered before as I had no prior programming experience coming in so was a super interesting class to attend and learn from
Yes, I really liked the class and I think more people should learn about computer programming. Not a lot of people give it a chance.
Yes, but I would warn that this class takes up a lot of time. Prof Gips' has an awesome dry sense of humor that makes a dry subject a bit more engaging.
Take this class but be prepared to work your but off
Yes, this is my favorite course I have taken at BC
Yes. Hard but rewarding class that is very interesting and relatable
I would recommend this class to students pursuing the IS major.
Yes, gets you using a different part of your brain than just the finance/ accounting side. Involves a lot of problem solving which is good.
yes, very good intro to programming.
yes
Yes, it is a interesting and useful class that is a great introduction to programming.
Yes, interesting and useful class
Yes very interesting and teaches a useful skill. One of my favorite classes I have taken at BC
I would. Although it was pretty challenging you learn a lot of material that is extremely beneficial in later life

Additional Comments:

Comments
n/a
Professor Gips has a thorough understanding of the topic, but he is able to teach it well. He has great teaching examples from his experiences that add a lot to the class.
Final is miles harder than anything else in class

Responses to Customized Questions for ISYS215702_2017F_INTRO TO PROGRAMMING/MGMT - James Gips